

Kosmos Bridge Software v7.2

Date: September 27th, 2023

Distribution: Internal (sales and clinical educators) and External (customers)

Kosmos Bridge Software v7.2 Release

The Bridge v7.2 software release provides the following features and improvements for Kosmos:

- Sweep speeds to support 25, 50, 75, and 100 mm/sec for M-mode, PW, CW, and TDI.
- Improved workflow and navigation
- Multiple VTI measurements on the same frame
- Cardiac measurements unit settings
- Heart rate measurements in Doppler
- Text annotation in both Abdomen and Cardiac presets
- DICOMDIR support
- Us2.ai workflow improvements
- Available user interface languages:
 - English (default)
 - French
 - German
 - Italian
 - Portuguese
 - Russian
 - Spanish

Please note that Kosmos Bridges with older software versions (prior to v7.2) using a Kosmos Hub, will not register a Lexsa probe that has the newest probe firmware version (1.0.18). Please contact EchoNous customer service with any questions regarding this issue.

Bridge Software Availability

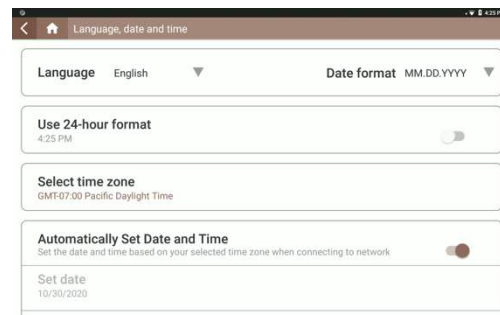
The Bridge v7.2 system software is available for customers in the following countries:

- Argentina
- Australia
- Bangladesh
- Bosnia & Herzegovina
- Egypt
- European Union
- Hong Kong
- Indonesia
- Iraq
- Israel
- Jordan
- Kazakhstan
- Kuwait
- Lebanon
- Malaysia
- Mexico
- Morocco
- Nepal
- New Zealand
- Norway
- Oman
- Pakistan
- Philippines
- Serbia
- Singapore
- South Africa
- Thailand
- Trinidad & Tobago
- Tunisia
- Turkey
- United Arab Emirates
- United Kingdom
- United States
- Vietnam

Software Update Process

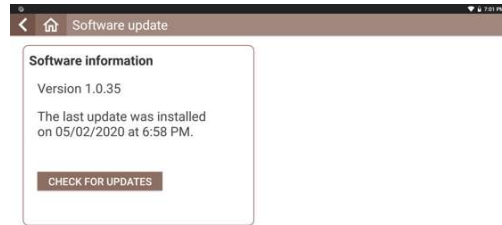
Update Over Wi-Fi

From the Home screen, tap settings.
Tap Language, Date, and Time.
Ensure “Automatic Date and Time”
is enabled.



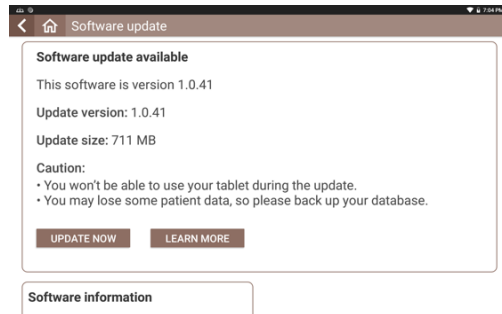
Connect the Wi-Fi network with an internet connection.

Go to Settings > Admin > Updates and press CHECK FOR UPDATES.

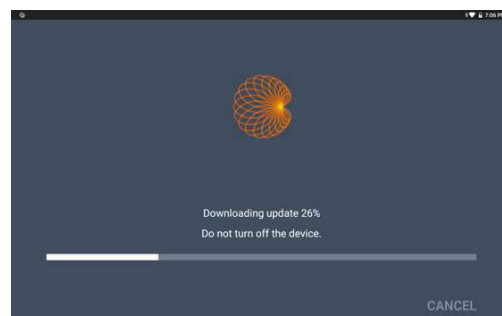


The device will connect with the update server and press UPDATE NOW.

Note: The picture shown is an example of the screen you will see. The update version indicated will be different.



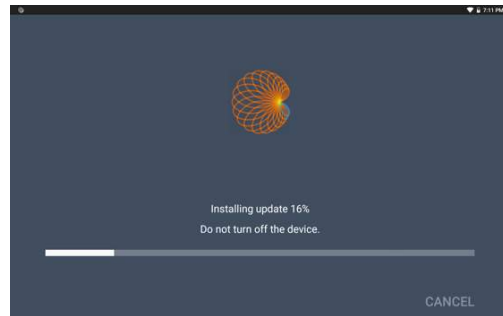
The device will begin to download the update package from the server. You will be able to see the progress of the download.



After the update package has been downloaded, the system will begin installing the update package.

Installation of the download package can take about a minute or two. You will be able to see the progress of the installation.

Once the installation is complete, the Kosmos Bridge will reboot and a Message will appear saying that the update is complete.



Update Using USB Flash Drive

If the device cannot be connected to the internet, the software may be updated by a USB flash drive.

For a USB flash drive, contact EchoNous Customer Service by telephone at (844) 854-0800 or via email at service@echonous.com.

Note that KOSMOS System Software must be installed from a USB flash drive provided by EchoNous.